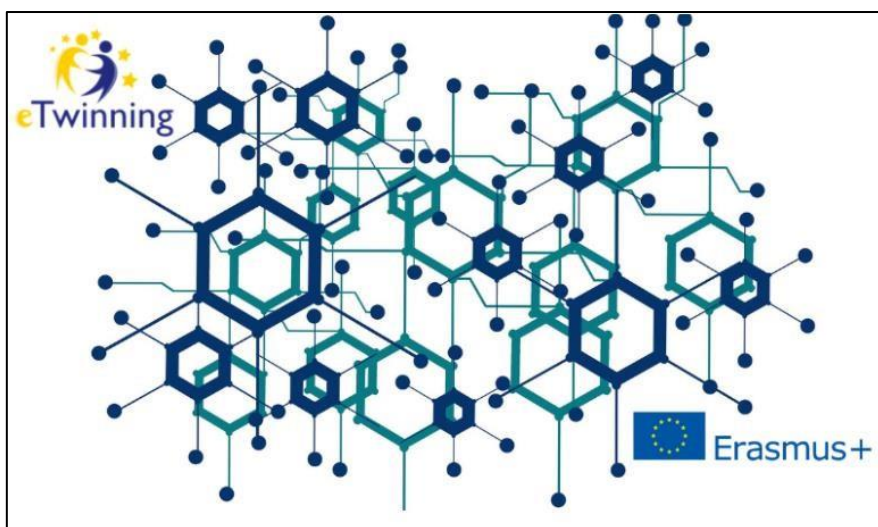


eTwinning and ERASMUS+,

Connected Actions

PARTICIPATION TUTORIAL AND GUIDE



At the eTwinning National Support Service, we actively encourage educators to explore the potential of combining eTwinning projects with ERASMUS+. The collaboration between these two initiatives enhances the European dimension of education and adds significant value. This synergy supports, updates, and improves activities carried out under ERASMUS+ KA1 and KA2, enriching projects and raising the quality of proposals.

This guide aims to provide both a roadmap and a participation tutorial for teachers who wish to harness the full potential of an eTwinning-ERASMUS+ joint action.

A visual summary of the contents is available through the following presentation, which you can access by clicking on the image:



Contents

Introduction..... 3

The potential and basic principles of eTwinning; **Error! Marcador no definido.**

Benefits of a joint eTwinning-ERASMUS+ action..... 5

Registering on the platform ¡Error! Marcador no definido.

PHASE 1: Before the project begins. Planning projects with eTwinning 6

Finding partners 6

Preparing and designing the project and future mobilities **Error! Marcador no definido.**

PHASE 2: During project implementation 16

PHASE 3: After the project concludes..... 20



Introduction

eTwinning is Europe's largest community of teachers and schools, and it is a key part of the ERASMUS+ initiative.

The [ERASMUS+ Programme Guide](#) frequently highlights the benefits of eTwinning, encouraging educators to integrate it into their projects to complement physical mobility activities and strengthen partnerships. Erasmus+ project assessments evaluate the use of tools like eTwinning under the criteria of "Project Design Quality" (KA1 and KA2) and "Impact" (KA2).

The Potential and Basic Principles of eTwinning

- provides a **secure online platform for schools to collaborate** on **interdisciplinary projects**, implement active methodologies and integrate a wide range of curricular elements. It also promotes inclusion, diversity and meaningful, contextualized and global learning experiences
- offers tools to **transform learning**
- encourages the development of **digital skills** through collaborative online tools
- hosts a database to help institutions find reliable **project partners**
- creates networks for **professional** development, offering ongoing training through onsite and online courses (MOOCs, webinars, seminars, etc.), as well as resources like activity kits, best practices and educational publications
- recognizes the contributions of teachers and schools with professional development credits and Quality Labels and awards for outstanding projects

Teachers and schools participating in eTwinning benefit from the support of National Support Services in each country, who assist with registration, partner searches, and project implementation. They also promote the use of high-quality eTwinning projects and organize professional development activities for educators.

Benefits of a Joint eTwinning–ERASMUS+ Action

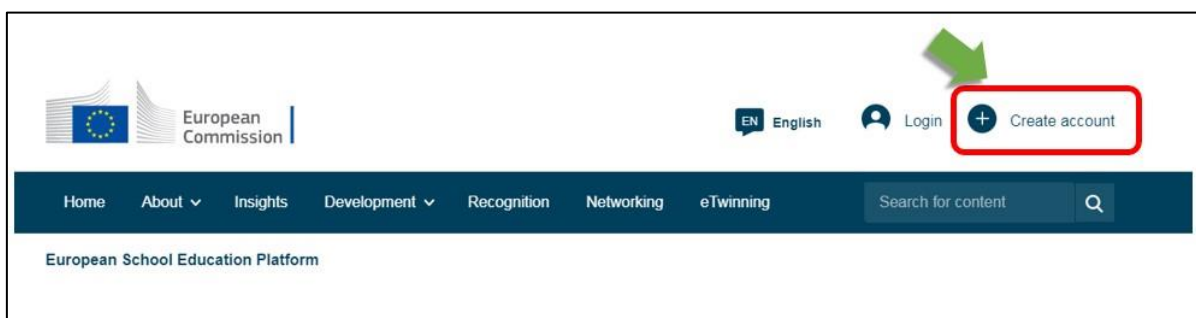
Combining eTwinning and ERASMUS+ greatly enriches the project and improves the overall quality of the proposal. eTwinning offers numerous possibilities for **planning** and **implementing** KA1 and KA2 school education projects (KA120-KA121, KA122, KA210, KA220), such as:

- reliable partner searches (a careful search helps ensure success)
- collaborative workspaces: **TwinSpace** and **eTwinning Area**.
- Joint and collaborative preparation of project applications
- organization of mobilities
- continuous, effective communication through tools like chats, forums and video conferencing
- encouraging the development of innovative and interactive activities that enhance the project
- support throughout the project's lifecycle, with TwinSpace providing an ideal platform for project dissemination and sustainability, generating a multiplier effect for project outcomes

Registering on the Platform

The first step to becoming an eTwinner is registering on the ESEP platform, accessible via the following link:

<https://school-education.ec.europa.eu/en>



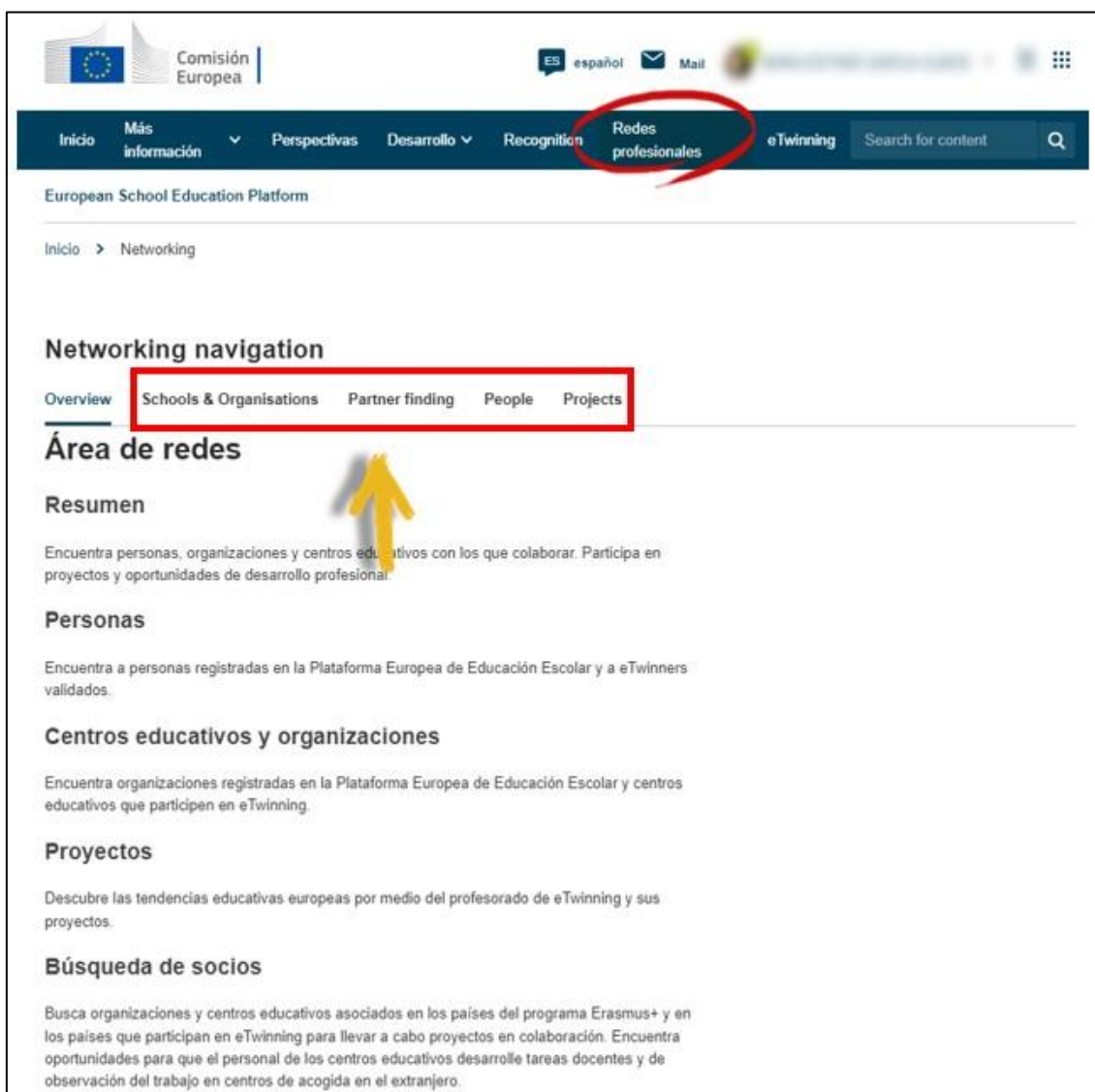
A [quick guide](#) and [step-by-step video](#) are available to help with the registration process, covering EU Login setup and ESEP platform registration.

PHASE 1: Before the project begins. Planning projects with eTwinning

Finding Partners

A successful project requires a well-selected, cooperative team of partners with shared goals. The eTwinning portal hosts Europe's largest database of educators ready for international collaboration, offering a variety of tools to help you find suitable partners for ERASMUS+ KA1 mobility projects and KA2 cooperation projects.

Once the user has accessed their personal area, they can search for schools, individuals, projects and [partners](#) in the "Networking" section of the platform (Main Menu).



Finding individuals

You can search for teachers by name and surname, or apply advanced filters to narrow your search based on various fields, such as subject area, country, language or availability. If you are specifically looking for any registered user, eTwinners in general, or only those available for projects, you can adjust your search accordingly.

By clicking on a selected user, you can access their personal profile and review their background and professional trajectory, ensuring they meet the expectations and needs of your project:

Networking




Overview Schools & Organisations Partner finding **People** Projects

People

Search people

All people (187379)

Showing 25 results

Name ^	Default organisation
 Name	Default organisation
 Name	Default organisation
 Name	Default organisation

Member type
All X

Vocational subject
All X

Language
All X

☐ Any registered user ☐ Only eTwinner ☐ Ambassadors ☐ Only eTwinners available for joining a project

Subject
All X

Country
All X

Partner post searches

The partner search tool serves as a meeting point for schools and teachers interested in organizing and participating in mobility activities. You can find posts made by other educators about their project ideas and potential collaborations:

Inicio > Networking > Partner finding

Networking

Overview Schools & Organisations **Partner finding** People Projects

Partner finding

Partner finding is a meeting point for schools and teachers interested in hosting mobility activities and taking part in them, such as teaching assignments, job shadowing or placements. Listings can be...

[Show more](#)

Search postings

Partnership type
All

Looking for
All

Country
All

Posting organisation
All

Language
All

Subject of teaching
All

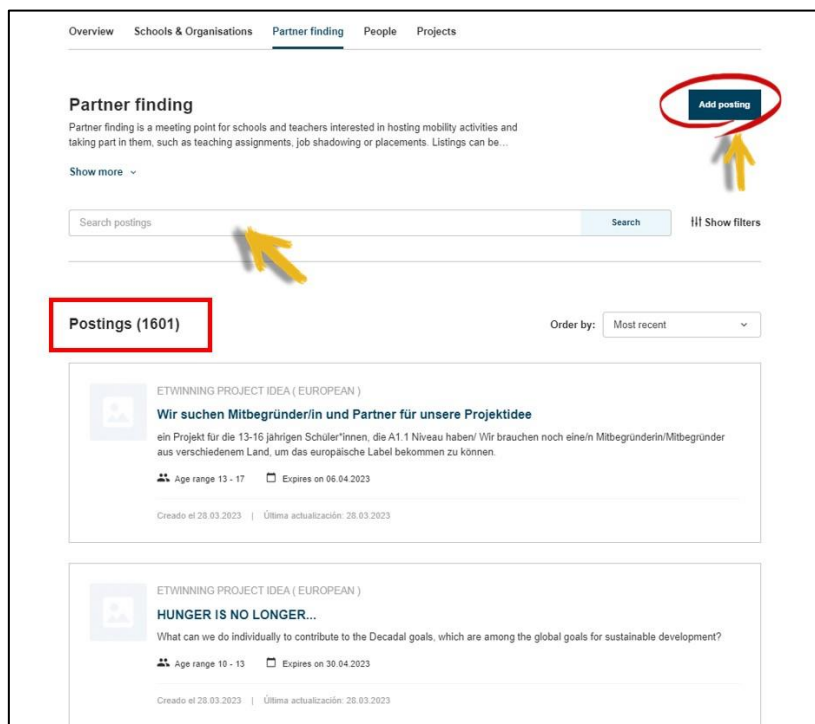
Vocational subject of teaching
All

Age range
All

to
All

Topic
All

If existing posts do not align with your interests, you have the option to create and add your own project ideas:



Project searches

The “**Projects**” section allows you to search for existing projects by thematic interests, using filters similar to those used for individual and partner searches.

Networking Cerrar sesión

Overview Schools & Organisations Partner finding People **Projects**

Proyectos Crear proyecto

MEET Search Hide filters

Subject: All x Vocational subject: All x Language: All x Country: All x

Regions: All x Project Status: All Registered since: DD/MM/YYYY

[Eliminar filtros](#)

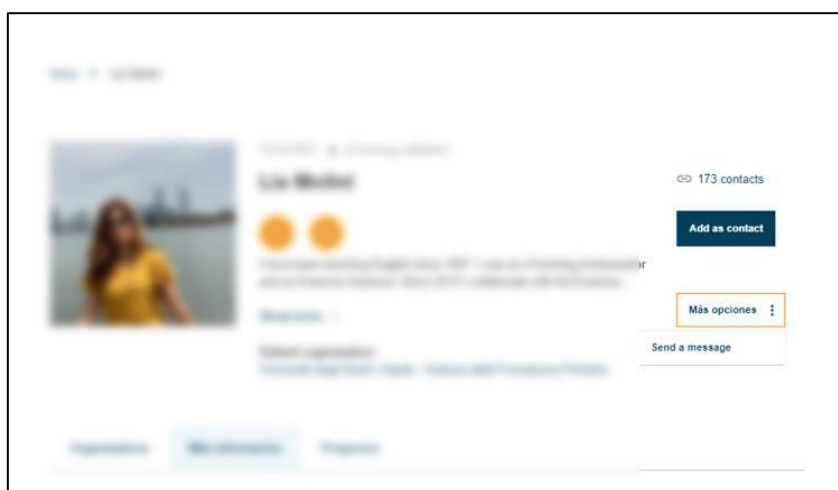
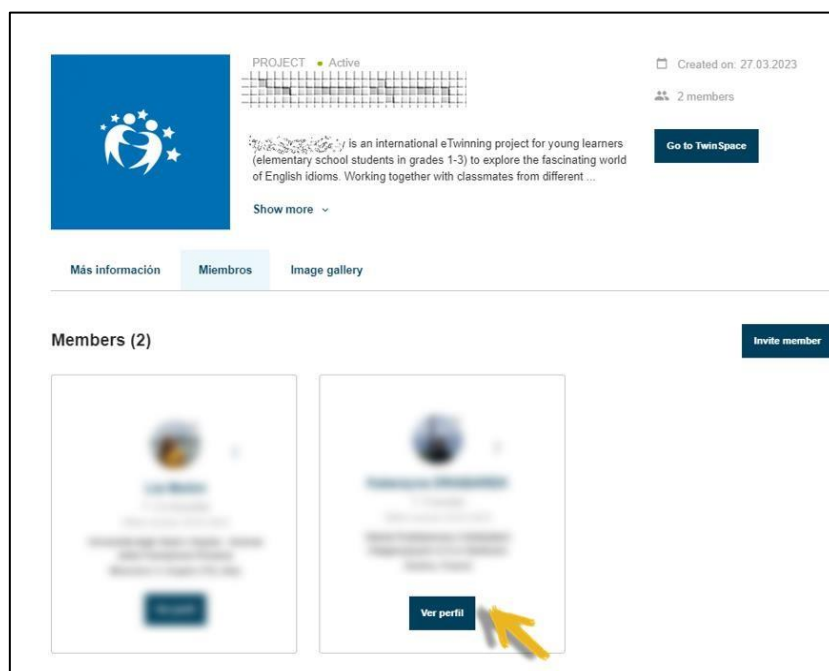
Projects (5272) Order by: Most recent

24 March 2023

Comfy House: Innovative pedagogies for sustainable building renovations

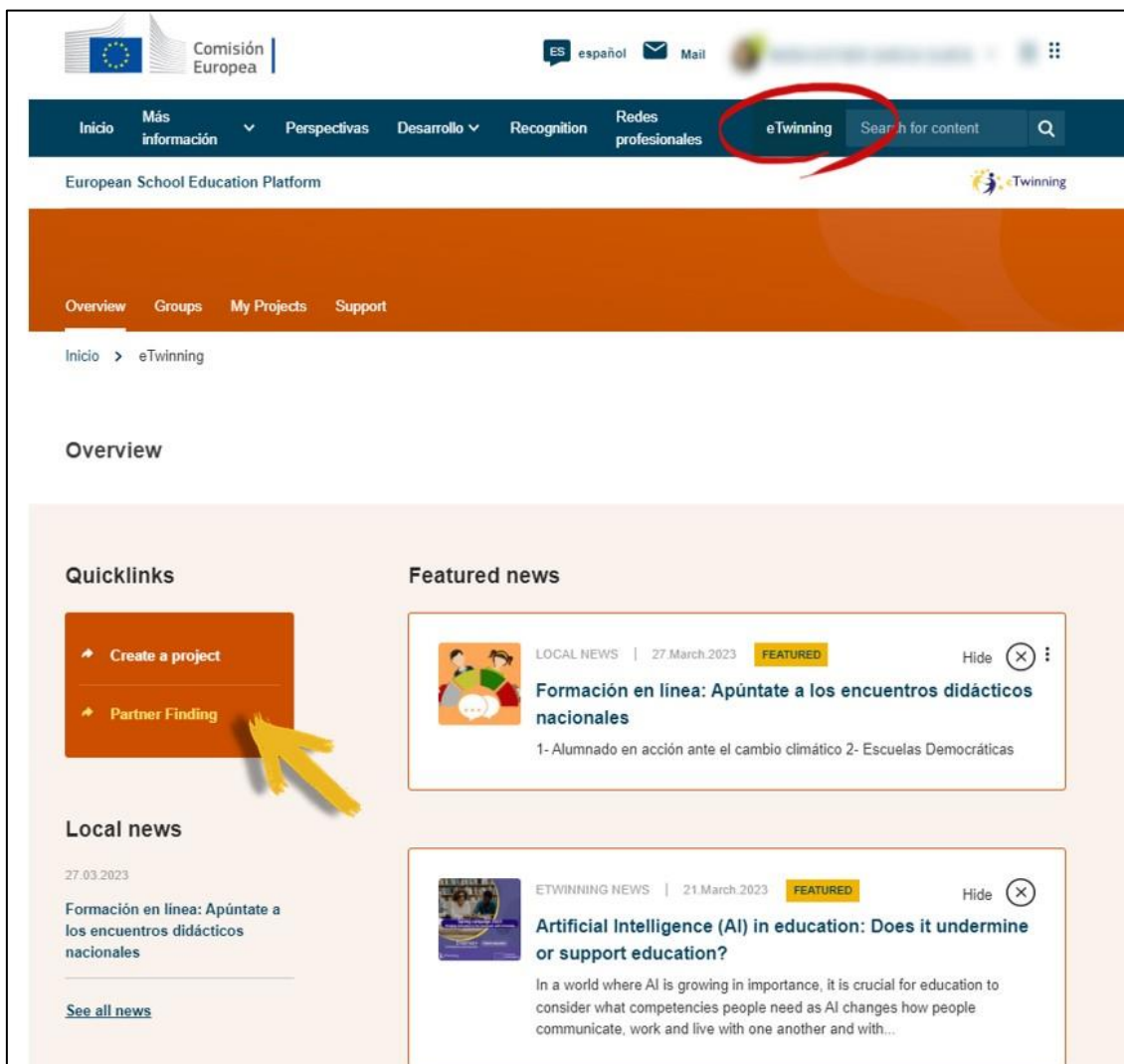
The European Green Deal is at the heart of the new EU agenda. Its aim is to make Europe climate neutral in 2050. The energy efficiency renovation of buildings is one of the levers for a low-carbon...

When accessing each project, you can review its general information and description, as well as the members involved. If the project aligns with your interests, you can contact the project founder through their profile and send them a message or contact request:



Another option available on the platform for finding partners is through your own eTwinning space, which you can access from the main menu once you have logged in with your username and password.

This section will direct you to the previously mentioned “Networking” area.

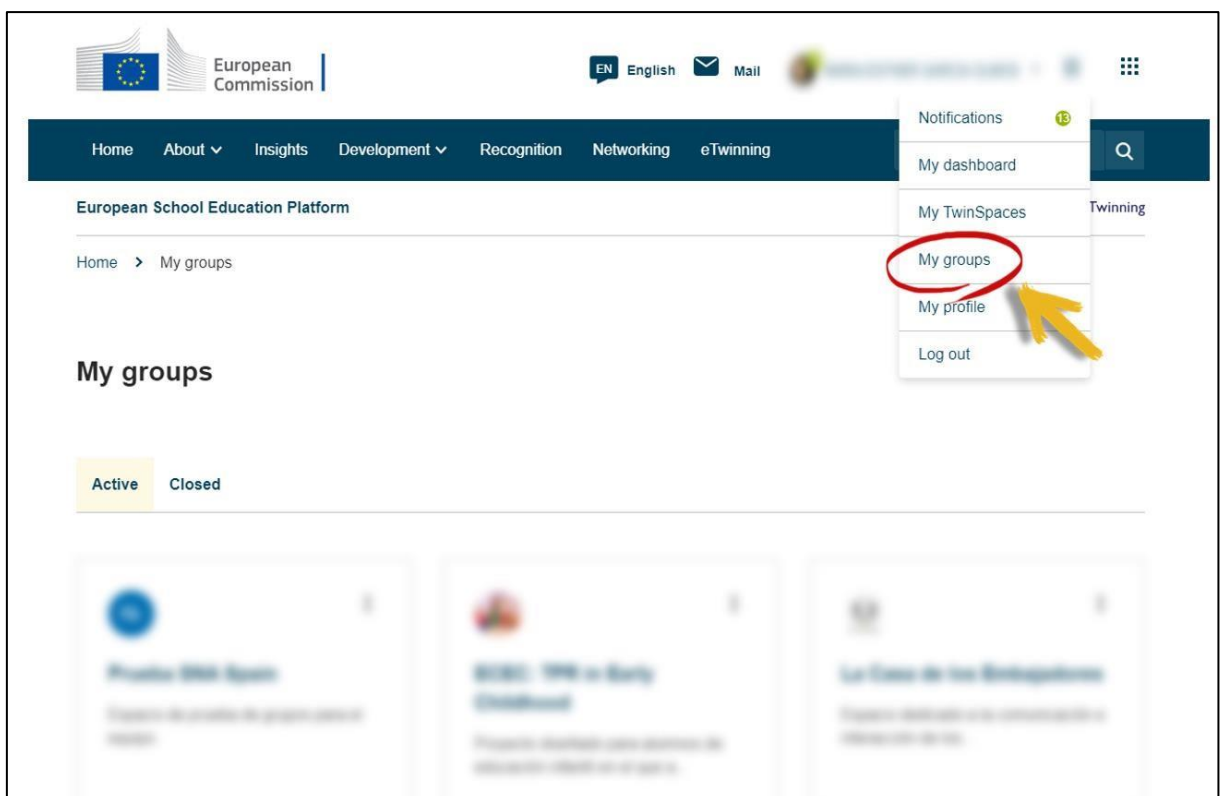


Join a Group

An additional opportunity to connect with potential partners is by joining an [eTwinning group](#). These are virtual environments where eTwinners with shared interests can come together and collaborate on specific topics. Joining a group allows for initial contact with teachers who have similar interests and are actively working within a thematic group. This provides the chance to exchange opinions, share common materials and identify potential project partners with whom you can negotiate and design collaborative actions.



Access to the groups you have joined is via the drop-down menu in your user profile, in the top right bar:




Preparing and designing the project and future mobilities

The preparation phase for the project and mobilities is of great importance, as it is crucial to establish solid foundations to ensure success and quality.

Once you have identified the partners for the project, it is essential to maintain frequent and effective communication and to have a suitable and secure virtual space and communication channel for discussing, negotiating and reaching agreements on the design and daily execution of the project and/or school partnership, as well as for completing the application form. The eTwinning platform provides collaborative and coordination tools to establish these solid foundations and to facilitate future follow-up of mobilities. These tools include email, chats, [forums](#) and [videoconferences](#), which support and enhance mutual coordination, thus improving the quality of the proposal. They also provide an opportunity to interact more directly with potential partners, allowing for a detailed observation of their reactions and attitudes during project design negotiations, helping to assess the continuity and commitment to advancing with actions involving mobilities.

Completing the Application Form

This preliminary preparation can be conducted either through a group or through [TwinSpace](#) - virtual spaces for sharing various materials and ideas, collecting application drafts, establishing and documenting agreements on objectives, project activities, planned evaluation, and dissemination plans. The virtual space ensures that documentation is stored in an organized, secure, and centralized location, allowing all members to access, monitor, and review changes, improvements, and corrections to the project development plan. Both groups and TwinSpace enable the creation of [pages](#) and [subpages](#), structuring the project design preparation, housing materials, facilitating discussion forums, and organizing online meetings.


**TwinSpace
MEET**

[Inicio](#) [Páginas](#) [Materiales](#) [Forum](#) [Online meetings](#) [Miembros](#) [Ayuda](#)

[Inicio](#) > [ETwinning](#) > [My Projects](#) > [MEET](#) > [TwinSpace](#)

Resumen


[Edit twinspace](#)





La Casa de los Bilingües

[Inicio](#) > [Materials](#)

Materials


Images


Videos


Files

Preparing mobilities for staff and students

In addition, when preparing **staff mobilities** (job shadowing, teaching periods or courses), both **groups** and **TwinSpace** facilitate virtual interaction and the development of network activities among project members. These tools allow for the integration of external applications to enhance materials and give them a new dimension.

Similarly, **student mobility** can also be prepared using these spaces: they can become a connection point for all participants in the mobility, enabling students to exchange opinions and discuss, post questions about the mobility, host and find relevant information, and interactively inform students about the host country, its culture or customs.

PHASE 2: During project implementation

During project implementation and mobilities, the eTwinning portal can be utilized as a virtual space for the transparent maintenance of all agreements and important documents, providing a secure communication channel and smooth contact medium.

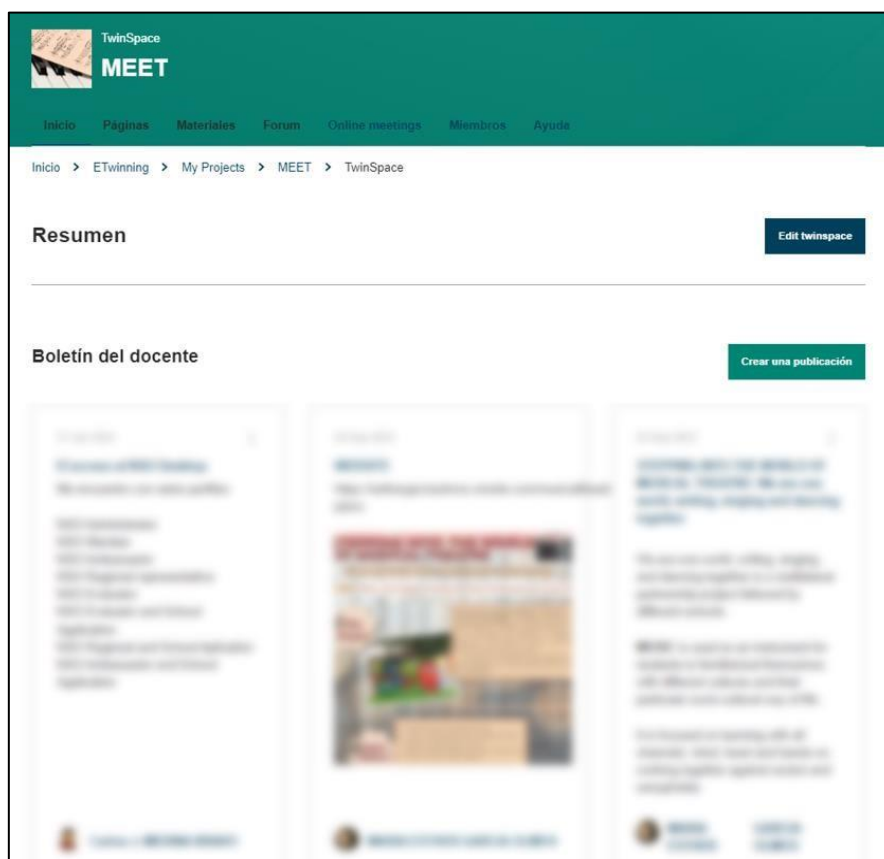
Each registered and validated project generates a **TwinSpace**, a collaborative virtual space associated with it, where project members (both students and teachers) can work together and establish agreements. This facilitates the creation of a well-structured and organized work environment, the development of planned activities (applications, schedules, meeting minutes, reports, graphic materials, student activities), as well as the monitoring of mobilities and student progress throughout the project, not just during specific mobility periods. This approach ensures continuity for the activities proposed in the mobilities, enriching both actions and adding value to the plan.

Furthermore, an eTwinning project linked to an Erasmus+ project enhances the success of both actions, more effectively achieving the Erasmus+ priorities and objectives:

- promotion and enhancement of digital competence
- addressing innovation in the teaching and learning process
- creation of effective teacher networks
- encouragement of peer learning
- improvement of language skills
- strengthening of key and transversal competencies

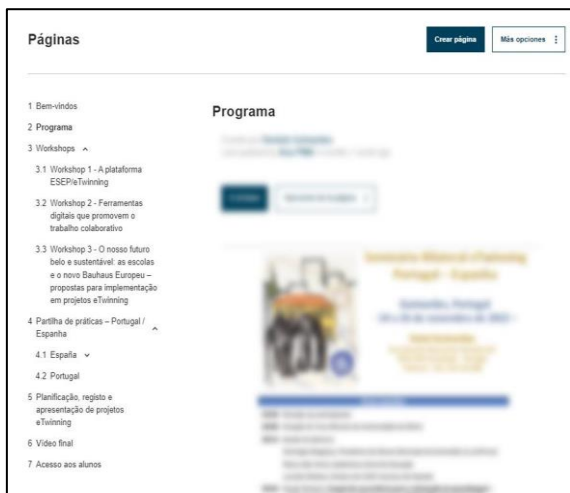
Additionally, there is the advantage of receiving support from the *eTwinning National Support Service*, which provides ideas, best practices, and valuable resources to carry out effective projects. There is also the opportunity to participate in training offerings (educational meetings, online seminars, MOOCs, NOOCs) and professional development opportunities published in the eTwinning personal area. These training opportunities contribute to integrating improvements and innovative aspects into the working methodology of the actions.

Project updates are shared in the *Teachers' Bulletin* of the [TwinSpace homepage](#). This is also a space where other members (including students) can comment and create posts:

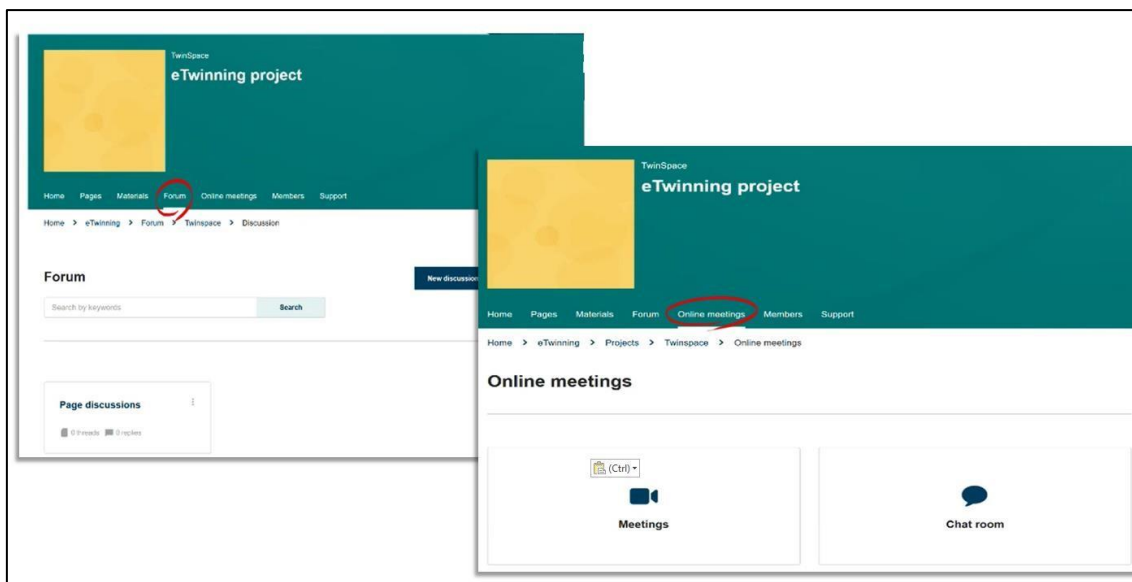
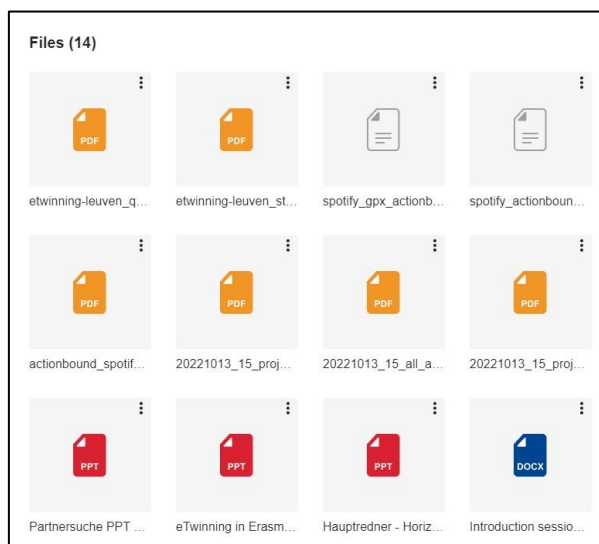


The homepage also contains quick access to chats, creating [online meetings](#) and discussion groups.

In the TwinSpace, the project structure and its development are created by organizing it into [pages](#) and subpages, where the [materials](#) will later be hosted:



Additionally, it is the ideal space for storing project materials ([files](#), photographs, videos, [surveys](#), embedded tools—such as Google Docs, Padlet, Genially, YouTube videos...)—and serves as the communication and interaction hub for partners through forums and online meetings.



All this information is stored, constituting a valuable repository. Having a well-structured and organized workspace where the tracking of activities is clearly visible assists in drafting interim and final project reports, as well as in conducting the final assessment.

PHASE 3: After the project concludes

Upon completion of the project, partners will shift their focus to [disseminating](#) the results and final products, as well as showcasing achievements. Both eTwinning and the KA1 and KA2 actions of Erasmus+ in School Education provide valuable dissemination opportunities, ensuring a significant [impact](#) on beneficiaries and participating organizations. The projects' TwinSpaces facilitate the dissemination, enabling the spread of content and highlighting the contributions of teachers and students. By sharing materials and information with other users, the project's successes are showcased to a broader educational community, offering a model and support for enhancing future collaborative efforts and mobilities.

Additionally, these efforts promote the sustainability of the project: accessible materials can be reused by all users, leading to the development of new collaborative projects.

The synergy between eTwinning and Erasmus+ (KA1 and KA2) for School Education amplifies the [recognition](#) of the activities carried out, acknowledging innovative, curriculum-integrated and collaborative initiatives that demonstrate strong interaction and effective dissemination. Recognitions may include: [training credits](#), [National Quality Labels](#), European Quality Labels, National and European Awards, eTwinning Schools, career recognition, [acknowledgment of the quality in Erasmus+ projects](#) and [EITA Awards](#).

eTwinning and Erasmus+ are grounded in the principles of the contemporary educational paradigm, aligning with the directives that guide 21st-century education. They offer tools to enrich and internationalize learning experiences, serving as a prime platform for integrating various [curricular](#)

[elements](#) and advancing the ongoing educational transformation toward a competency-based model.