

Bloc II

HI HA HISTÒRIES QUE COMMOUEN. QUINA ÉS LA TEVA?



Etapa: de 15 a 18 anys




Nivell de dificultat: mitjà



4 socis



Temporalització: 5 sessions



Etiquetes: diversitat, discriminació, tolerància, emocions, desinformació, esperit crític

Descripció de l'activitat (4 línies màxim)

En aquesta activitat es treballa com afronten o difonen els prejudicis i estereotips els mitjans de comunicació. L'alumnat comparteix al fòrum del TwinSpace quin tipus de discriminació ha viscut, coneix o el preocupa. Després tria una de les idees que els seus companys i companyes han compartit al fòrum per expressar-la en imatges i, finalment, els socis creen una revista en línia amb totes les aportacions.

Objectius (3 màxim)

1. Animar l'alumnat a pensar en la diversitat i la discriminació, i en quin paper tenen els mitjans de comunicació i/o les xarxes socials.
2. Detectar i combatre la desinformació proporcionant a l'alumnat i docents oportunitats per promoure l'esperit crític.
3. Millorar la capacitat de mostrar empatia i respecte participant de manera activa en el desenvolupament i la millora social.

Competències clau i temes transversals

- Competència digital.
- Comunicació lingüística.
- Competències socials i cíviques.
- Aprendre a aprendre.
- Educació per als mitjans de comunicació.

Continguts curriculars

- Interculturalitat i consum mediàtic.
- Anàlisi d'informació.
- Expressió visual creativa, oral i escrita.

Aspectes inclusius

Accés als mitjans, comprensió d'aquests, crítica i avaluació dels mitjans per combatre la injustícia social i els clixés mediàtics. Comprensió de diferents punts de vista i eleccions. Mostra d'empatia i creació de comunitats per mitjà de la comunicació digital.

Productes/resultats esperats

- Revista digital.
- Pòsters per presentar-los en el tauler eTwinning de cada centre escolar.

DESENVOLUPAMENT DE L'ACTIVITAT



Preparació

Pas 1

Cada docent soci crea un perfil a l'alumnat al TwinSpace.




Tutorial: [Com convidar els alumnes al TwinSpace](#)

Pas 2

- Un/a dels docents socis crea una pàgina al TwinSpace amb el títol *Discrimination: International Teams* (Discriminació: Equips internacionals) i hi publica l'enllaç a un núvol de paraules col·laboratiu ([AnswerGarden](#) o similar)

El professorat distribueix l'alumnat en equips internacionals mixtos, un equip per docent soci, i el document amb aquesta distribució el pugem a la pàgina. Cada docent coordina un dels equips i dinamitza les activitats.

- El professorat demana a l'alumnat que afegixi termes i expressions sobre diferents tipus de discriminació al núvol de paraules. El professorat tria els termes més destacats al núvol per donar títol als equips internacionals.



Tutorial: [Com crear una pàgina d'activitats al TwinSpace](#)

DISCRIMINATION: INTERNATIONAL TEAMS

INTERNATIONAL TEAMS

We are going to work in international teams from now on.

Answer the question to know the topics that our teams are interested in.

What are some examples of discrimination?

Type your answer here...

20 characters remaining

physical appearance

sexism

colour cultural gender

job social stereotypes

sexual orientation

Now that we have the topics, we will join an international team

INTERNATIONAL TEAMS	Teacher Facilitator	Student Name	School
Team 1 Race, cultural discrimination			
Team 2 Sexual Orientation, Gender discrimination			
Team 3 Stereotypes			

TwinSpace 1

Activitat *Stories that Move* (Històries que commouen)**Pas 3. Visionament de vídeos curts**

Un/a dels docents socis crea una nova pàgina al TwinSpace amb el títol *Stories that Move* (Històries que commouen), hi inclou les explicacions de l'activitat i també crea un TwinBoard, amb el títol *Illustrate your partners' ideas*, que posteriorment utilitzen per compartir resultats.

El professorat convida l'alumnat a veure uns [vídeos](#) sobre experiències personals de joves europeus que han patit discriminació.



Tutorial: [Com afegir un TwinBoard](#) (segona part del vídeo)



[Stories that Move](#) Material didàctic d'Amics de la Casa d'Anna Frank. També ofereix una eina en línia amb cinc itineraris diferents.

TwinSpace

2

Task 2: STORIES THAT MOVE

AIMS

- Learn what TOLERANCE is
- Raise empathy in students and make them sensitive to any signs of discrimination
- Teach students how to react to discrimination
- Develop critical thinking by analyzing, synthesizing, and evaluating information generated by observation, reflection and reasoning based on the suggested photograph and videos
- Introduce students to the STORIES THAT MOVE project
- Develop creativity by making a poster

PART 1: Have you ever faced discrimination?

- Watch the videos in the [Facing discrimination \(Stories that Move\)](#) series.
- Answer these questions in the [international team forums](#).

1. Is there anyone from your country speaking about facing discrimination? If yes, how does he/she make you feel?

2. If you were to record a video for this section (i.e. Facing Discrimination), what problem affecting your country would you talk about? Why?


3. How does social media contribute to spread stereotypes? Do snide remarks on social media amount to discrimination? Do you consider that bullying (harassing someone) and discrimination (for example, insulting or threatening groups of people) are all too common on the internet and social media?

TwinSpace 2

Pas 4. 1a part. Fils de debat al fòrum del TwinSpace

Després del visionament dels vídeos, l'alumnat comparteix les seves emocions als fòrums internacionals. Per poder-ho fer, un/a dels docents socis crea un fòrums al TwinSpace denominat *Facing Discrimination* en el qual els equips internacionals es comuniquen i interactuen responant a preguntes proposades a la primera part de la pàgina denominada *Stories that Move*, com p. ex. com et sents quan algú parla de discriminació?, quin tema triaries per parlar de discriminació? Cada docent soci modera i crea un fil de debat per a cada equip amb un títol identificatiu (p. ex. *Team 1:*

race, Team 2: sexual orientation, gender discrimination, etc.) i inclou pautes per a una comunicació correcta.



Tutorial: [Com crear un fòrum al TwinSpace](#):

TwinSpace

3

Facing discrimination

Answer these questions: 1. Is there anyone from your country speaking about facing discrimination? If yes, how does he/she make you feel? 2. If you were to record a video for this section (i.e. Facing Discrimination), what problem affecting your country would you talk about? Why? 3. How does social media contribute to spread stereotypes?

Team 4: Disabilities

Answer these questions: 1. Is there anyone from your country speaking about facing discrimination? If yes, how does he/she make you feel? 2. If you were to record a video for this section (i.e. Facing Discrimination), what problem affecting your country would you talk about? Why? 3. How does social media...

intervenciones

Team 3: Stereotypes

Answer these questions: 1. Is there anyone from your country speaking about facing discrimination? If yes, how does he/she make you feel? 2. If you were to record a video for this section (i.e. Facing Discrimination), what problem affecting your country would you talk about? Why? 3. How does social...

intervenciones

Team 2: Sexual Orientation, Gender discrimination

Answer these questions: 1. Is there anyone from your country speaking about facing discrimination? If yes, how does he/she make you feel? 2. If you were to record a video for this section (i.e. Facing Discrimination), what problem affecting your country would you talk about? Why? 3. How does social media...

intervenciones

Team 1: Race, cultural discrimination

Answer these questions: 1. Is there anyone from your country speaking about facing discrimination? If yes, how does he/she make you feel? 2. If you were to record a video for this section (i.e. Facing Discrimination), what problem affecting your country would you talk about? Why? 3. How does social...

TwinSpace 3

TwinSpace

4

Team 2: Sexual Orientation, Gender discrimination

Subscribe

Answer these questions: 1. Is there anyone from your country speaking about facing discrimination? If yes, how does he/she make you feel? 2. If you were to record a video for this section (i.e. Facing Discrimination), what problem affecting your country would you talk about? Why? 3. How does social media contribute to spread stereotypes? 3. How does social media contribute to spread stereotypes?<https://www.storiesthatmove.org/en/videos-2/facing-discrimination/>

Modificar » Suprimir

We think there are many people speaking about facing discriminations, specially on the social media. This experiences makes us feel very worried about those problems the people are facing. Also, we think it is very important they speak about these topics to aware the society.

We would speak about transphobia, because it is a topic in which many people are not concerned neither informed.

We suggest using Spark Adobe to illustrate your ideas. It is super easy to use.

Responder » Cita » Modificar » Suprimir

I am not familiar with people who speak about discrimination because our country does not put those kinds of questions as a priority. The only discrimination that can be taken into a consideration is someone's sex but then again we live in patriarchy so there is nothing much to be done.

If I am to do a video on this topic I would choose homophobia, racism, and tolerance in general - those are some topics that we don't talk about nearly enough in our society. If it were up to me we would talk about those kinds of stuff in school because THAT is the knowledge that we need in life.

Nowadays we all see harassment from time to time, but we think it is a joke, not something serious until there is a big problem.

Responder » Cita » Modificar » Suprimir

There is a lot of discrimination in Hungary in my opinion. As a korean I face it pretty much daily. People point, talk about me in front of me, make fun of me. It makes me really sad and it's really hard for me to deal with as a sensitive person.

I would just talk about how it can be really hard for people of color to live here if they are judged anywhere they go, and that people should think before they act. One sentence that might seem like nothing to you might ruin someones whole day.

Social media really help spread the news about stereotypes and don't help to face discrimination. Many ideas are supported by political parties that are old-fashion and conservative and the media don't help either.

Responder » Cita » Modificar » Suprimir

Yes, there are people in my country who I have heard talking about discrimination: women who have suffered sexist situations. Their cases were far from extreme fortunately (though those still happen), but they still were very upsetting to hear. In those situations, they were not respected for being women, or their roles were offensively assumed.

I would talk about sexism, though there are other important discrimination issues that need to be improved. I would talk about it because even though Spain is one of the best countries to be a women we still need to achieve a fully equal country.

Responder » Cita » Modificar » Suprimir

Yes, a lot of people are talking about discrimination in my country, Croatia. They often feel left out and sad. Discriminated people often feel like they are not good enough which is not true. Society is having big impact on discrimination in Croatia, a lot of people are discriminated because of it.

I would talk about religion discrimination and also about homophobia. Some people in my country judge others based on their religion. Some of them even think their religion is superior than other ones. Religion discrimination is mostly common with elderly people, they are very traditional. Croatia, as a country is also very

TwinSpace 4

Pas 5. 2a part. Il·lustra una idea

Cada estudiant tria una idea presentada per un company soci en el fòrum internacional que li ha commogut i la il·lustra amb imatges per crear un pòster, que comparteix al [TwinBoard](#) creat en el pas 3, denominat *Illustrate your partners' ideas*.

Pot utilitzar aquestes eines:

[Adobe Spark](#), [Canva](#) o similars

TwinSpace

5

Part 2: Illustrate your partners' ideas

After reading your partners stories in the forum, prepare a POSTER to illustrate the feeling of your partners about the STORY THAT MOVED you MOST and share it on the Twinboard.

Read your partners' answers (working in your international team!) and share a poster illustrating your partners' feelings and opinions.

Añadir elemento



TwinSpace 5

Pas 6. Difusió

Un/a dels docents socis comparteix un enllaç col·laboratiu per crear una revista en línia (p. ex. [Book Creator](#) o similar) amb tots els pòsters inserits al TwinBoard. Una vegada finalitzada, la insereix a la pàgina *Stories That Move*. Els pòsters també s'exposen al tauler eTwinning de cada centre educatiu soci.

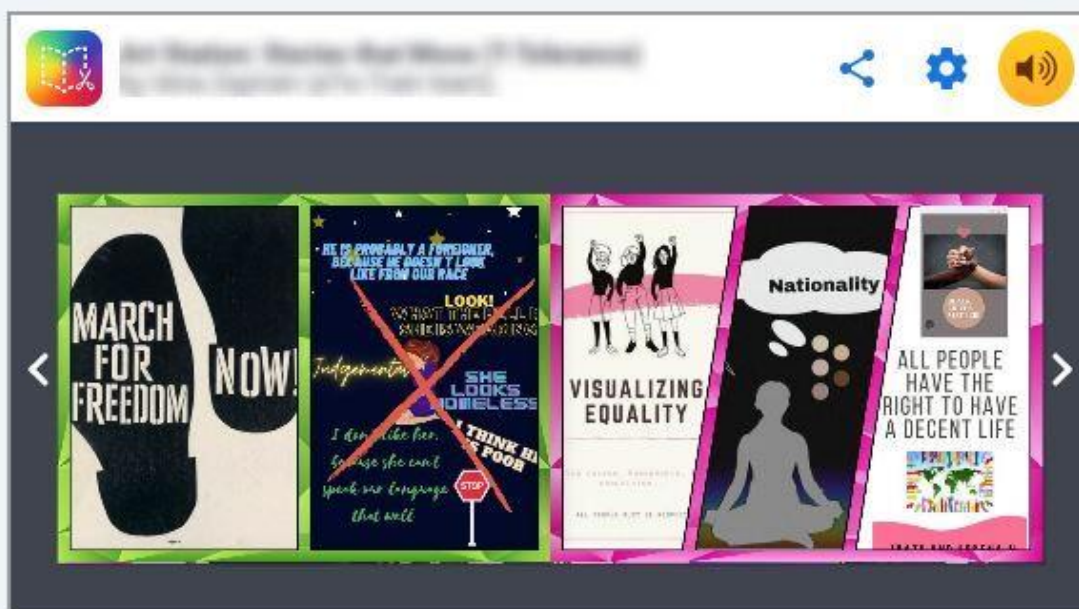
TwinSpace

6

Elige una de las historias que más te ha conmovido para ilustrarla con imágenes y crear un póster que recoja la idea y sentimientos de una persona de tu equipo.

RESULTS

International eBook of the posters created after interacting with our partners. We illustrated the ideas they shared in the international forums.



TwinSpace 6



Eines del TwinSpace / eines 2.0 externes:

TwinSpace: fòrum, TwinBoard



Altres eines:

- [AnswerGarden](#) o similars
- [Stories that Move](#) o similars
- [Adobe Spark](#) o similars
- [Canva](#) o similars
- [Book Creator](#) o similars