

Bloque II

HAI HISTORIAS QUE CONMOVEN. ¿CAL É A TÚA?



Etapa: de 15 a 18 anos.



Nivel de dificultade: medio



4 socios



Temporalización: 5 sesións



Etiquetas: diversidade, discriminación, tolerancia, emocións, desinformación, espírito crítico

Descrición da actividade: (4 liñas máximo)

Nesta actividade trabállase como afrontan ou difunden os prexuízos e estereotipos os medios de comunicación. O alumnado comparte no foro do TwinSpace que tipo de discriminación viviu, coñece ou lle preocupa. Elixo unha das ideas que os seus compañeiros compartiron no foro para expresala en imaxes, e finalmente, os socios crean unha revista en liña con todas as aportacións.

Obxectivos: (3 máximo)

1. Animar o alumnado a pensar na diversidade e a discriminación, e que papel teñen os medios de comunicación e/ou as redes sociais.
2. Detectar e combater a desinformación proporcionando ó alumnado e docentes oportunidades para promover o espírito crítico.
3. Mellorar a capacidade de amosar empatía e respecto participando de modo activo no desenvolvemento e a mellora social

Competencias clave e temas transversais:

- Competencia dixital
- Comunicación lingüística
- Competencias sociais e cívicas
- Aprender a aprender
- Educación para os medios de comunicación

Contidos curriculares:

- Interculturalidade e consumo mediático
- Análise de información
- Expresión visual creativa, oral e escrita

Aspectos inclusivos:

Acceso ós medios, enténdelos, criticalos e avalialos para combater a inxustiza social e os clichés mediáticos. Comprensión de diferentes puntos de vista e eleccións. Mostra de empatía e creación de comunidades por medio da comunicación dixital.

Produtos/ resultados esperados:

- Revista dixital
- Pósters para presentalos no tablón eTwinning de cada centro escolar


DESENVOLVEMENTO DA ACTIVIDADE



Preparación

Paso 1:

Cada docente socio crea un perfil ó alumnado no TwinSpace.




Tutorial: [Como invitar os alumnos ó TwinSpace](#)

Paso 2:

- Un dos docentes socios crea unha páxina no TwinSpace co título *Discrimination: International Teams* (Discriminación: Equipos internacionais) e publica nela o enlace a unha nube de palabras colaborativa ([AnswerGarden](#) ou similar)

Os docentes distribúen o alumnado en equipos internacionais mixtos, un equipo por docente socio, e o documento con dita distribución sóbeno á páxina. Cada docente coordina un dos equipos e dinamiza as actividades.

- Os docentes piden ó alumnado que engada termos e expresións sobre diferentes tipos de discriminación na nube de palabras. Os docentes elixen os termos máis destacados na nube para dar título ós equipos internacionais.



Tutorial: [Como crear unha páxina de actividades en TwinSpace](#)

DISCRIMINATION: INTERNATIONAL TEAMS

INTERNATIONAL TEAMS

We are going to work in international teams from now on.

Answer the question to know the topics that our teams are interested in.

What are some examples of discrimination?

Submit

20 characters remaining

physical appearance

sexism colour cultural gender

job social stereotypes

sexual orientation

Now that we have the topics, we will join an international team

| INTERNATIONAL TEAMS | Teacher Facilitator | Student Name | School |
|---|---------------------|--------------|--------|
| Team 1 Race, cultural discrimination | | | |
| Team 2 Sexual Orientation, Gender discrimination | | | |
| Team 3 Stereotypes | | | |

TwinSpace 1

Actividade: *Stories that Move* (Historias que conmovén)

Paso 3: Visionado de vídeos curtos

Un dos docentes socios crea unha nova páxina no TwinSpace co título *Stories that Move* (Historias que conmovén), inclúe as explicacións da actividade e tamén crea un TwinBoard, co título *Illustrate your partners' ideas*, que posteriormente utilizan para compartir resultados.

Os docentes invitan os estudantes a ver uns [vídeos](#) sobre experiencias persoais de mozos europeos que sufriron discriminación.



Tutorial: [Como engadir un TwinBoard](#) (segunda parte do vídeo)



[Stories that Move](#) Material didáctico de *Amigos da Casa de Anne Frank*.

Tamén ofrece unha ferramenta en liña con cinco itinerarios diferentes.

TwinSpace

2

Páginas

REUNIONES y BOLETINES
eSafety and Netiquette
Task 1: ¡CREA TU DETECTOR DE NOTICIAS FALSAS!
DISCRIMINATION: INTERNATIONAL TEAMS
> Task 2: STORIES THAT MOVE

+
Páginas archivadas

+ Crear página

Task 2: STORIES THAT MOVE

AIMS

- Learn what TOLERANCE is
- Raise empathy in students and make them sensitive to any signs of discrimination
- Teach students how to react to discrimination
- Develop critical thinking by analyzing, synthesizing, and evaluating information generated by observation, reflection and reasoning based on the suggested photograph and videos
- Introduce students to the STORIES THAT MOVE project
- Develop creativity by making a poster

PART 1: Have you ever faced discrimination?

- Watch the videos in the [Facing discrimination \(Stories that Move\)](#) series.
- Answer these questions in the [international team forums](#).

1. *Is there anyone from your country speaking about facing discrimination? If yes, how does he/she make you feel?*

2. *If you were to record a video for this section (i.e. Facing Discrimination), what problem affecting your country would you talk about? Why?*

3. *How does social media contribute to spread stereotypes? Do snide remarks on social media amount to discrimination? Do you consider that bullying (harassing someone) and discrimination (for example, insulting or threatening groups of people) are all too common on the internet and social media?*

TwinSpace 2

Paso 4: 1ª Parte. Fíos de debate no foro de TwinSpace

Tras o visionado dos vídeos, o alumnado comparte as súas emocións nos foros internacionais. Para isto, un dos docentes socios crea un foro no TwinSpace denominado *Facing Discrimination* no que os equipos internacionais se comunican e interactúan respondendo a preguntas propostas na primeira parte da páxina denominada *Stories that Move*, como p.ex. *¿como te sentes cando alguén fala de discriminación?, ¿que tema elixirías para falar de discriminación?*. Cada docente socio modera e crea un fío de debate para cada equipo internacional cun título

identificativo (p.ex. *Team 1: Race, Team 2: Sexual Orientation, Gender discrimination, etc.*) e inclúe pautas para unha correcta comunicación.



Tutorial: [Como crear un foro no TwinSpace](#)

TwinSpace

3

Facing discrimination

Answer these questions: 1. Is there anyone from your country speaking about facing discrimination? If yes, how does he/she make you feel? 2. If you were to record a video for this section (i.e. Facing Discrimination), what problem affecting your country would you talk about? Why? 3. How does social media contribute to spread stereotypes?

Team 4: Disabilities

Answer these questions: 1. Is there anyone from your country speaking about facing discrimination? If yes, how does he/she make you feel? 2. If you were to record a video for this section (i.e. Facing Discrimination), what problem affecting your country would you talk about? Why? 3. How does social media...

intervenciones

Team 3: Stereotypes

Answer these questions: 1. Is there anyone from your country speaking about facing discrimination? If yes, how does he/she make you feel? 2. If you were to record a video for this section (i.e. Facing Discrimination), what problem affecting your country would you talk about? Why? 3. How does social...

intervenciones

Team 2: Sexual Orientation, Gender discrimination

Answer these questions: 1. Is there anyone from your country speaking about facing discrimination? If yes, how does he/she make you feel? 2. If you were to record a video for this section (i.e. Facing Discrimination), what problem affecting your country would you talk about? Why? 3. How does social media...

intervenciones

Team 1: Race, cultural discrimination

Answer these questions: 1. Is there anyone from your country speaking about facing discrimination? If yes, how does he/she make you feel? 2. If you were to record a video for this section (i.e. Facing Discrimination), what problem affecting your country would you talk about? Why? 3. How does social...

TwinSpace 3

TwinSpace

4

Team 2: Sexual Orientation, Gender discrimination

Subscribe

Answer these questions: 1. Is there anyone from your country speaking about facing discrimination? If yes, how does he/she make you feel? 2. If you were to record a video for this section (i.e. Facing Discrimination), what problem affecting your country would you talk about? Why? 3. How does social media contribute to spread stereotypes? 3. How does social media contribute to spread stereotypes?<https://www.storiesthatmove.org/en/videos-2/facing-discrimination/>

Modificar » Suprimir

We think there are many people speaking about facing discriminations, specially on the social media. This experiences makes us feel very worried about those problems the people are facing. Also, we think it is very important they speak about these topics to aware the society.

We would speak about transphobia, because it is a topic in which many people are not concerned neither informed.

We suggest using Spark Adobe to illustrate your ideas. It is super easy to use.

Responder » Cita » Modificar » Suprimir

I am not familiar with people who speak about discrimination because our country does not put those kinds of questions as a priority. The only discrimination that can be taken into a consideration is someone's sex but then again we live in patriarchy so there is nothing much to be done.

If I am to do a video on this topic I would choose homophobia, racism, and tolerance in general - those are some topics that we don't talk about nearly enough in our society. If it were up to me we would talk about those kinds of stuff in school because THAT is the knowledge that we need in life.

Nowadays we all see harassment from time to time, but we think it is a joke, not something serious until there is a big problem.

Responder » Cita » Modificar » Suprimir

There is a lot of discrimination in Hungary in my opinion. As a korean I face it pretty much daily. People point, talk about me in front of me, make fun of me. It makes me really sad and it's really hard for me to deal with as a sensitive person.

I would just talk about how it can be really hard for people of color to live here if they are judged anywhere they go, and that people should think before they act. One sentence that might seem like nothing to you might ruin someones whole day.

Social media really help spread the news about stereotypes and don't help to face discrimination. Many ideas are supported by political parties that are old-fashion and conservative and the media don't help either.

Responder » Cita » Modificar » Suprimir

Yes, there are people in my country who I have heard talking about discrimination: women who have suffered sexist situations. Their cases were far from extreme fortunately (though those still happen), but they still were very upsetting to hear. In those situations, they were not respected for being women, or their roles were offensively assumed.

I would talk about sexism, though there are other important discrimination issues that need to be improved. I would talk about it because even though Spain is one of the best countries to be a women we still need to achieve a fully equal country.

Responder » Cita » Modificar » Suprimir

Yes, a lot of people are talking about discrimination in my country, Croatia. They often feel left out and sad. Discriminated people often feel like they are not good enough which is not true. Society is having big impact on discrimination in Croatia, a lot of people are discriminated because of it.

I would talk about religion discrimination and also about homophobia. Some people in my country judge others based on their religion. Some of them even think their religion is superior than other ones. Religion discrimination is mostly common with elderly people, they are very traditional. Croatia, as a country is also very

TwinSpace 4

Paso 5: 2ª Parte. Ilustra unha idea

Cada alumno elixe unha idea presentada por un compañeiro socio no foro internacional que o commoveu e ilústraa con imaxes para crear un póster, que comparte no [TwinBoard](#) creado no paso 3, denominado *Illustrate your partners' ideas*.

Pode empregar estas ferramentas:

[Adobe Spark](#), [Canva](#) ou similares

TwinSpace

5

Part 2: Illustrate your partners' ideas

After reading your partners stories in the forum, prepare a POSTER to illustrate the feeling of your partners about the STORY THAT MOVED you MOST and share it on the Twinboard.

Read your partners' answers (working in your international team!) and share a poster illustrating your partners' feelings and opinions.

Añadir elemento



TwinSpace 5

Paso 6: Difusión.

Uno dos docentes socios comparte un enlace colaborativo para crear unha revista en liña (p. ex. [Book Creator](#) ou similares) con todos os pósters insertados no TwinBoard. Unha vez rematada, insértaa na páxina *Stories That Move*. Os pósters tamén se expón no tablón eTwinning de cada centro educativo socio.

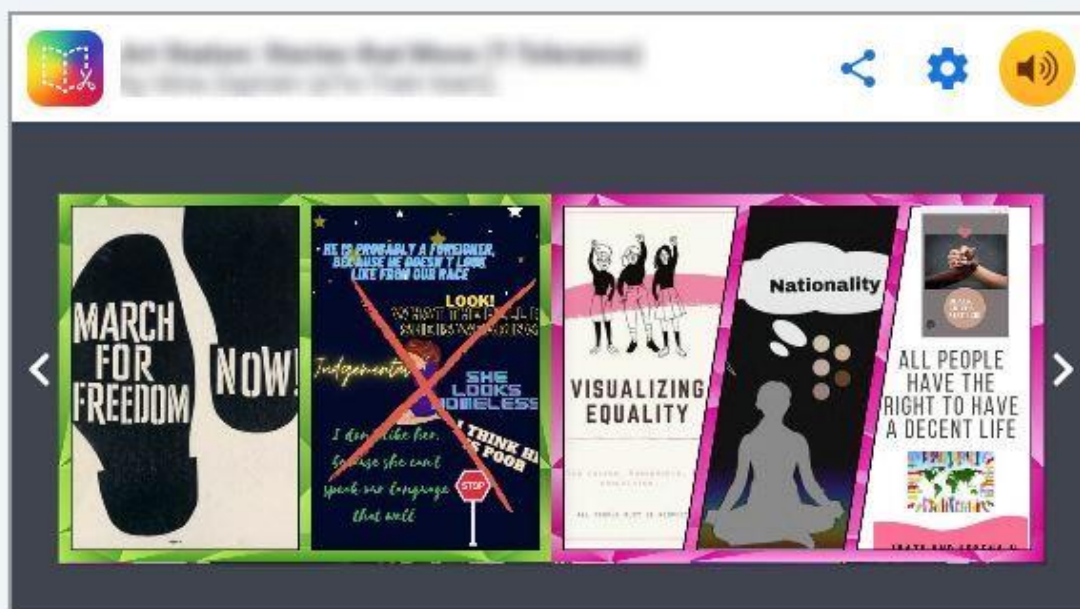
TwinSpace

6

Elige una de las historias que más te ha conmovido para ilustrarla con imágenes y crear un póster que recoja la idea y sentimientos de una persona de tu equipo.

RESULTS

International eBook of the posters created after interacting with our partners. We illustrated the ideas they shared in the international forums.



TwinSpace 6



Ferramentas do TwinSpace / ferramentas 2.0 externas:

TwinSpace: foro, TwinBoard



Outras ferramentas:

- [AnswerGarden](#) ou similaires
- [Stories that Move](#) ou similaires
- [Adobe Spark](#) ou similaires
- [Canva](#) ou similaires
- [Book Creator](#) ou similaires