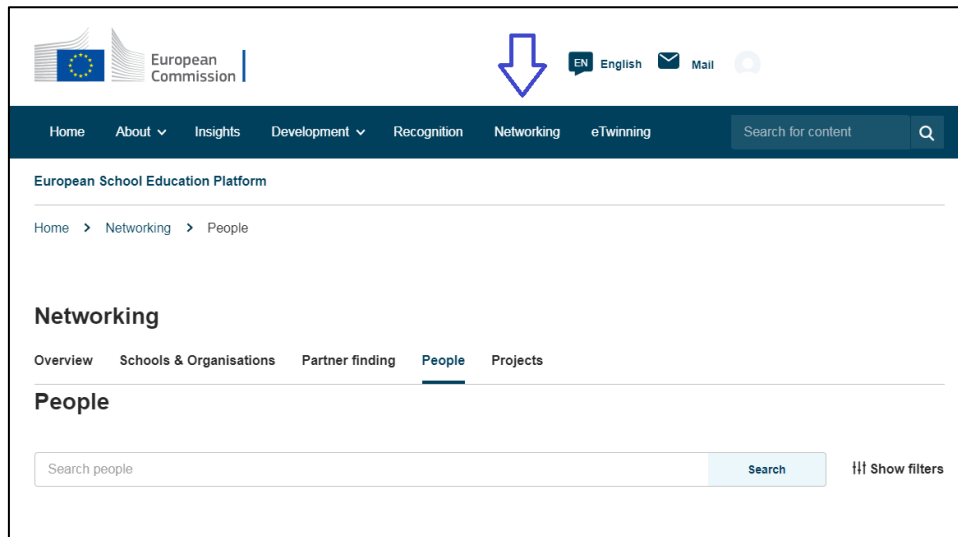




Cómo hacer una búsqueda de socios

- 1) Accede a tu **cuenta de ESEP**.
- 2) Selecciona la pestaña **"Redes profesionales"** ("**Networking**").



- 3) Una vez dentro, haz clic en **"People"**.

Si conoces a un determinado docente, haz una búsqueda rápida indicando el nombre en la caja **"Search people"**. Al hacer clic en **"Search"**, el sistema te devuelve los resultados. Revisa si entre ellos está el docente que buscas y lo seleccionas.



En el caso de que no conozcas al docente, haz una búsqueda avanzada utilizando los filtros que te interesen. Para ello, despliega las opciones en **"Show filters"** y haz




clic en la casilla **“Only eTwinners available for joining a Project”** para que aparezcan los docentes que buscan socios para sus proyectos.


Networking

Overview Schools & Organisations Partner finding **People** Projects

People

Search people  Show filters


[Clear filters](#)



Networking

Overview Schools & Organisations Partner finding **People** Projects

People

Search people  Hide filters

Member type

Subject

Vocational subject


Country

Region

Language

Any registered user Only eTwinner Ambassadors Only eTwinners available for joining a project

[Clear filters](#)



Revisa también los perfiles para recabar toda la información que puedas sobre los candidatos.



About

Who are we?

Organisation details

School number:

ISCED Level:

Location

Town:

Region:

Address:

Postal code:


Contact details

Telephone: xxxx

Email: xxxx


Principal: xxxx

Web Presence

 Website:

4) También se puede hacer la búsqueda a través de la pestaña “*Partner finding*” dentro de “*Redes profesionales*” (“*Networking*”).

Networking



Overview Schools & Organisations Partner finding People Projects

Partner finding Add posting

Partner finding is a meeting point for schools and teachers interested in hosting mobility activities and taking part in them, such as teaching assignments, job shadowing or placements. Listings can be posted both by organisations that offer mobility opportunities and individuals looking for such opportunities. Learn more about the partner finding types [here](#).

Show less ^

Search



Una vez aquí, se puede hacer una búsqueda y acceder a la información de los distintos proyectos existentes que buscan socios. La información abarca desde una breve descripción del proyecto hasta las asignaturas implicadas, la edad a la que va dirigida, las competencias clave y las lenguas que se emplearán.

Posting information

Description: xxxx

Details

Project idea type: European
Languages: English, Turkish
Interested subjects: Mathematics / Geometry
Interested vocational subjects: Pedagogics
Tags: Digital competence, Entrepreneurship
Key competences: Digital
Pupil age: 6 - 11

Posting user

xxxx
Turkey

Posting organization

xxxx
xxxx
Show more ▾

También se puede crear una idea de proyecto y que sean otros miembros eTwinning quienes soliciten unirse a tu proyecto.

Networking

Overview Schools & Organisations **Partner finding** People Projects

Partner finding

Partner finding is a meeting point for schools and teachers interested in hosting mobility activities and taking part in them, such as teaching assignments, job shadowing or placements. Listings can be posted both by organisations that offer mobility opportunities and individuals looking for such opportunities. Learn more about the partner finding types [here](#).

Show less ^

Search postings Search

Add posting



Nota: Se puede acceder a "Partner finding" desde la pestaña "eTwinning", anclada en la barra de la página web.

The screenshot displays the eTwinning website interface. At the top, a dark blue navigation bar contains the following menu items: Home, About, Insights, Development, Recognition, Networking, and eTwinning. A search bar with the text "Search for content" and a magnifying glass icon is located on the right side of this bar. Below the navigation bar, a white header section includes the text "European School Education Platform" and the eTwinning logo. A large orange banner features the "eTwinning" logo and a sub-menu with "Overview", "Groups", "My Projects", and "Support". A blue arrow points to the "eTwinning" menu item in the top navigation bar. Below the banner, a breadcrumb trail shows "Home > eTwinning". The main content area is titled "Overview" and is divided into two columns. The left column, titled "Quicklinks", contains two orange buttons: "Create a project" and "Partner Finding". A blue arrow points to the "Partner Finding" button. The right column, titled "Featured local news", contains a white box with the text "There are no news available at the moment."